



THE NORFOLK ANGLERS CLUB

WIRELINE

APR
2022

What's Inside

Guest Speaker: Captain Russ Kostinas, *Top Notch Sportfishing Charters*,
spring and early summer tuna fishing

Fishing Tips: Sheepshead Fishing with Anthony Barker, *GetWetLures, LLC*

Fishing Reports;

- James River: Blue Catfish
- Elizabeth River: Speckled Trout, Puppy Drum
- Rudee Inlet: Puppy Drum
- Little Creek/Pretty Lake: Speckled Trout. Puppy Drum
- Freshwater/Nottoway River: Shad
- North Carolina: Shark

Leadership Notes...

Fellow Norfolk Anglers,

What a great Awards Banquet! I appreciate everyone's efforts to put on another class act for the Norfolk Anglers Club. Congratulations to Dr. James "Ike" Eisenhower and Kelly Hoggard for their recognition as our Anglers of the Year. Lasalle Webb was also recognized for his assistance during an offshore fishing trip last year.

Thanks to Mike Hubert, Greg Rogers, Alex Perez, and Mike Davis who helped out with the Fishing Flea Market in March. We met a lot of good people, got to hand out our newsletters, and let people know what the Norfolk Anglers Club is all about.

The Hunt for the Hardheads club challenge is back on for this May. We're hosting it at the Willoughby Harbor Marina and it includes a half day of fishing for bluefish, croaker, and summer flounder followed by a cookout. See the details in this edition of the Wireline and look to signup at the next meeting.

Welcome to Bill Holland and his family! We're glad you're with us and look forward to fishing with you.

- Will

Meeting

**Guest Speaker: Captain Russ Kostinas,
Top Notch Sportfishing Charters**



Join us on Monday, April 18th at 7:00 pm to learn his tips and techniques for spring and early summer tuna fishing.



Important:

April 18th

NAC Meeting at Boil Bay Seafood City, Norfolk, VA

Publishers NOTES

Editor:

Wendy Bransom

NorfolkAnglersClubEditor@gmail.com

NAC OFFICERS

President:

Will Bransom

Vice President:

Henry Troutner

Treasurer:

Ned Smith

Awards Program:

Ike Eisenhower

Events Coordinator:

Mike Hubert

Assistant Events Coordinator:

Alex "AJ" Perez, Jr

Membership:

Ben Capps

Member at Large:

Alex Perez, Sr.

Webmaster:

Pat Hirsch

pfhirsch@yahoo.com

Contact us at;

NorfolkAnglersClub@gmail.com

Norfolk Anglers Club

P.O. Box 8422

Norfolk, Virginia 23503-0422

NORFOLK ANGLERS



www.NorfolkAnglersClub.com

Club Calendar

April

Tues-Thurs, April 5-7, Mid-Atlantic Fishery Management Council Meeting, Galloway, NJ (available on Webex)
Mon, April 11th, VMRC Menhaden Mgt Advisory Committee (MMAC) Allocation Subcommittee Meeting, 4:00pm, 380 Fenwick Rd, Ft. Monroe, VA
Mon, April 18th: 7:00pm Regular Club Meeting at Boil Bay Seafood City, Norfolk

May

Sat, May 14th: Hunt for the Hardheads Tournament, Willoughby Harbor Marina
Mon, May 16th: Regular Club Meeting



Earlier this year, we told you about the RecFish app being developed by Dr. Lisa Kellogg and colleagues at the Virginia Institute of Marine Science. Its goal is to encourage recreational anglers to collect and contribute catch data to help improve fisheries science. Once it's fully developed, the user-friendly, free app will also tell anglers the species and length of their catch and whether it is legal to keep and safe to eat.

Dr. Kellogg says that, with the help of photos you submitted, the computer model can now identify 60 fish species with 95% accuracy and another 20 species are in the works. That represents thousands of submitted pictures!

You can help by going to www.recfish.org and uploading your fish photos. RecFish especially needs photos of:

- Kingfish (a.k.a. Roundheads, Kingcroaker, Whiting, Sea Mullet)
- Flounder and other flatfish

Phase 2 of app development is almost complete, and, when it is, you will be able to use the app to upload your fish photos directly from your phone. Until then, keep those pictures coming at www.recfish.org!



Photo: Joy Baber

Norfolk Anglers Club Prize Fish Entries
January 1, 2022 - March 31, 2022

Freshwater		Saltwater	
Species	Name (#Entries)	Species	Name (#Entries)
Crappie	James Eisenhower (4) Russell Willoughby (2)	Shark	Kelly Hoggard (2)
Chain Pickerel	Russell Willoughby (1)	Roundhead	Kelly Hoggard (1)
Blue Catfish	Mary Troutner (1) George Langdon (1)	Speckled Trout	James Eisenhower (4) Ned Smith (1)

****Virginia Saltwater Tournament (Saltwater) or
Department of Wildlife Resources (Freshwater)
Citation paperwork or the Norfolk Anglers Club
Prize Fish entry form must be submitted to James
"Ike" Eisenhower via email to
NorfolkAnglersClub@gmail.com

For the 2022 Tournaments, ALL entries need to be submitted to NorfolkAnglersClub@gmail.com

***Documentation from Virginia or North Carolina Fisheries or Wildlife agencies, as well as,
the Norfolk Anglers Club Prize Fish paperwork is acceptable.***




Speckled Trout
Club Members Tournament
May 1st - November 30th



- This is a Norfolk Anglers Club Members tournament running from May 1st until November 30th
- Targeted Species is Speckled Trout (any length)
- \$5 Entry Fee due before fishing
- For fish caught in Virginia and/or North Carolina waters only
- This is a Total Length Tournament Only
- Winner determined by; 1. Total Length of fish, 2. Date of Catch, 3. Date of entry submission
- 1st Place \$100 Gift Card and 2nd Place \$50 Gift Card
- All fishing must be in accordance with State fishing regulations for recreational anglers
- Entries must be submitted via the Norfolk Anglers Prize Fish Entry Form (Available at www.NorfolkAnglersClub.com) and submitted by email to NorfolkAnglersClub@gmail.com

**"Hunt for the
Hardheads"
Challenge**



**Sign Up
at the
April
Meeting!!**

**"Hunt for the Hardheads"
Saturday May 14, 2022**

Norfolk Anglers Club, Virginia Beach Anglers Club,
Tidewater Anglers Club, and Great Bridge Fishing Association

A Croaker, Bluefish, and Flounder
fishing challenge among angler clubs.

Date: Saturday May 14, 2022

Location: Willoughby Harbor Marina, Lines In: 7:00am

Measure In: Starts at 12:30pm ends at 1:30pm


Entry Fee: \$10.00 per Angler. (Includes Fishing,
Picnic, and Charitable Donation)

Picnic Only \$5.00

Rules:

1. Clubs are limited to 20 angler entries. No restriction on number of boats or anglers on a boat. All anglers must be members of your club.
2. Boats depart from any Virginia Port - No fishing boundaries.
3. Measurement is length only. Girth measurement determines a tie.
4. Five Points awarded for longest fish, Four Points for second longest, etc. Up to five fish entries for each species. The Club with the most points wins!

Club Members Tournament for 2022



Redfish "Spots" Tournament

Rules

- Must be a Norfolk Anglers Club Member
- Tournament for fish caught between January 1, 2022 and December 31, 2022
- Must have the Norfolk Anglers Club decal in the photo with the fish on a measuring device* showing the total length of the fish. See NAC Prize Fish Contest Rules for measuring info. *Entries received with decal and no measurement can only be judged by number of spots.
- Red Drum/Redfish up to 26 inches in length only and caught in Virginia and North Carolina waters
- Awards determined by 1st: number of Spots (on one side), 2nd: Largest Fish up to 26 inches, 3rd: Date of Catch
- Entries submitted on the Club Prize Fish Entry Form with photo (can be sent electronically to NorfolkAnglersClub@gmail.com)
- No entry fee except the cost of the decal (\$1)
- \$50.00 Gift Card to the 1st Place Angler, \$25.00 Gift Card for the 2nd Place Angler.



Oyster Toadfish Tournament

Rules

- Must be a Norfolk Anglers Club Member
- Tournament for fish caught between January 1, 2022 and December 31, 2022
- Awards determined by 1.Total Weight, 2. Date of catch, 3. Date of entry submission
- Additional Award for Best Oyster Toad Photo
- Entries submitted by email to NorfolkAnglersClub@gmail.com in the form of a Fishing Report; who was fishing, stating total weight, with photo of the fish on the scale
- Weighing need not be on a certified scale and may be done by the angler, just try an avoid weighing fish on a pitching boat
- No entry fee (we would never charge a fee for catching Toads)
- Winners will be determined by our Tournament Director

"AJ" Perez, the Oyster Toadfish Tournament Director (OTTD)



Awards Banquet



Congratulations to Kelly Hoggard and Dr James "Ike" Eisenhower for their selection as our Anglers of the Year. "Ike" received the Angler of the Year for Freshwater in 2020 & 2021 as well as the Saltwater Angler of the Year for 2020. Kelly was named our 2021 Saltwater Angler of the Year.



Lasalle Webb was also recognized for his professionalism and helpfulness during an offshore fishing trip in May of 2021.
Well Done Lasalle!

Congratulations also go AJ Perez for becoming a Club Expert Angler for Gray Triggerfish in 2021, Dr "Ike" for Club Expert Angler in Black Crappie, and Kelly Hoggard who recieved Club Expert Angler in Roundhead and Shark species.




E
X
P
E
R
T

A
N
G
L
E
R
S








Thank You to all our supporters of the Annual Awards Banquet. This year's event was another spectacular evening with many Thanks to the Norfolk Yacht and Country Club for hosting us, Mike Hubert for organizing the event, James Eisenhower our Awards Chairman, Tom Hubert our Master of Ceremony, and Michel & Ned Smith for organizing the raffle.



Our banquet wouldn't be the same without sponsorship from our local businesses and individuals. Mike Hubert, Mary & Henry Troutner, Michel & Ned Smith, James & Kathy Eisenhower, Karen & Ed Schrader, Alex & AJ Perez, Greg Rogers & Kim Rote, Bert & Sandy Sainz, Mike Mancini, Stan Gold, Wendy & Will Bransom, Blind Date Charters, Princess Anne Distributing Company, Hidden Treasures Bait and Tackle, Hook Shot Fishing, Mike's Mobile Mower Service, Oceans East Bait and Tackle, Bayside Artisan Shoppes, G'Daddy's Bait & Tackle, NAPA Auto Parts, Academy Sporting Goods, Walmart, FINS Braided Fishing Line, and Sea Tow Hampton Roads.



*Hidden Treasures
Bait and Tackle
125 West Ocean View Ave
Norfolk, VA 23503
(757) 300-8347*





14340 Carrollton Blvd,
Carrollton, VA 23314
(757) 745-7605



*Bayside
Artisan
Shoppes*

1637 Independence Blvd,
Virginia Beach, VA 23455
(757) 460-0000



Norfolk Anglers Club

www.norfolkanglersclub.com

Fishing Tips...

SheepsheadFishing

Anthony Barker, GetWetLures, LLC



The Chesapeake Bay Bridge Tunnel, Hampton Roads Bridge Tunnel, and rock piles make ideal habitat for sheepshead and June through September are prime times for fishing them in our area. They're one of Anthony Barker's favorite fish to target in the Chesapeake Bay and he shared they're not the easiest to catch.



Sheepshead, Structure, and Tackle

The challenge with catching sheepshead is how they feed. Sheepshead have multiple rows of molars that they use to crush the hard shell of crabs, clams, mussels, and barnacles. Their bite might not be noticed as it's usually no more than an initial light tap. Anthony advised to be patient when fishing for sheepshead. Focus on detecting they initially take your bait and let them begin to crush it. As they work it into their mouth gently raise the rod tip to feel for added weight, then it's time to set the hook. Trying to set the hook when sheepshead initially strike your bait usually results in a hook set in the fish's lip or the outer portion of its mouth. Anthony added, those types of hooksets most often result in the hook working free. By letting the fish crush and ingest the bait (and hook) the hook will often set inside the mouth in between the molars.




Sheepshead like structure, vertical structure most of all. With so many bridge tunnels in Hampton Roads there's no shortage of the vertical structure sheepshead prefer. Anthony's technique when fishing the bridge pilings is to set up on the down current side of the piling. With moving water an eddy will form on that side and it's the prime spot to make a drop for sheepshead. He'll start by presenting his bait about 15 feet down, always working from the surface toward the bottom in 5 foot increments. He shared, starting from the top is a more natural presentation as bait would slowly fall toward the sea floor. He works his bait slowly toward the bottom in nearly every situation. When the water is exceptionally clear, he'll change tactics and work the bait deeper initially. He shared, when the water is clear and you can see down in the water column it's guaranteed the sheepshead can see you too. They can be picky feeders if something doesn't seem right. If after about 10 minutes and sheepshead aren't biting, move on to another piling and try again. He also advised, after you catch two or three sheepshead on one piling, try moving on the another and come back to that piling later. After a few fish have been caught on a single piling many times the bite will suddenly turn off, the reason being the fish sense something isn't right and will shut down. Coming back later will better your chances of restoring the bite.

Piling aren't the only place you'll find sheepshead. The rock covering the bridge tunnels, the CBBT/HRBT islands and rock piles are good locations to find sheepshead too. Anthony finds the most success fishing the highest part of the structure. There's a number of well-known structures along the Chesapeake Bay Bridge that offer up some sheepshead fishing. The wreck debris for the USNS Yancey collision with the bridge (just before the CBBT 1st Island) and the Big D Barge (just past the 2nd CCBT Island).



#getwetlures



Norfolk Anglers Club

www.norfolkanglersclub.com

Fishing Tips...

Anthony likes using the Shimano Trevala PX series spinning rod (medium - light power, fast action) paired with the Shimano 4000 Stradic spinning reel spooled with 30 pound braid. This is an ideal setup for fishing the vertical structure. Another rod/reel combination he uses is the Shimano Trevala PX rod paired with a Shimano Tranx bait casting reel spooled with 40 pound braid.

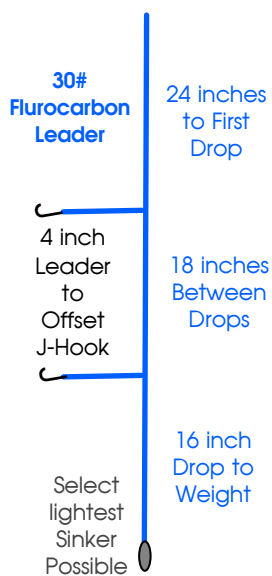
For working the vertical structure Anthony will use a GetWetLure sheepshead jig (inset right) either unpainted or with a natural color combination, such as green or brown with a fluorocarbon leader.

Always select the lightest sinker weight for the fishing conditions. Work the down current side of the piling where the eddies form and work along that side of the piling, it's where the sheepshead will be feeding and where the current is less.

Fishing outside of the eddies or on bottom structure he'll switch to the conventional rod/reel setup and work a double bottom rig rigging with fluorocarbon leader material. Select an offset J-Hook sized to match the bait size.



Sheepshead Rig



Anthony's #1 bait for sheepshead fishing is fiddler crab. During the warmer months anglers can catch fiddler crabs along the marsh grass and mud flats. The preferred way to insert the J-hook is through the rear leg socket and across the fiddler's body and out the other leg socket. Though many anglers hook upwards through the body, Anthony shared that hooking through the rear legs keeps the crab alive makes for a better presentation. He'll also cut the fiddler crab's large pincher claw off before rigging the bait. This will help prevent the fiddler from spinning. And, don't discard the large pincher claw, that too can be used for bait!

Blue Crab is another great bait selection. To prep the crab, remove the top shell and the legs/claws, then use the quartered crab for bait. Insert your hook in one leg socket and through the meat.

There's a good reason sheepshead hang around the pilings, barnacles! Don't forget to give them a try, they're a plentiful and natural food source for the sheepshead.



Sheepshead Fishing Tips

- Be Patient, wait for the hook set
- Use as light a weight as possible
- Bring more than one type of bait
- Work baits down the water column
- Fish the eddies behind the pilings



Fishing Reports...


4 MAR: Louis Glaser got a report from Bert Sainz that he had caught over 25 puppies in Rudee Inlet in shallow water on Wednesday.

So, we wondered if we might find them in Pretty Lake on Thursday. I was invited to go. This was the first time on Louis' boat in months. Water temperature was at 50 degrees.

We launched at 9:30 am right at high tide from MorningStar Marina; we headed right for the shallows of Pretty Lake. Bert nailed the first one and in no time, we had caught six the biggest, being 24 inches all within an hour, then no more bites.

We were using hammered spoons and paddle tail grubs and ProCure shrimp attractant on them. Released all but 3 reds.



- Dr. James W. Ike Eisenhower



Happy Spring!

Mar 25: Took the skiff down to the Southern Branch of the Elizabeth River with Ned Smith. Surface water temperatures were high 50's to low 60's most everywhere we fished. And, we fished just about everywhere! Our first catch was Ned's schoolie Striper near the Gilmerton Bridge on a MirrOlure 18MR. We fished south of the High Rise Bridge, in Deep Creek, and in "The Cove" where Ned and I both landed some nice speckled trout on 18MR and 27MRs. We then headed up to St Julian's Creek and Ned got the final speckled trout on his 18MR.

- Will Bransom



**Hidden Treasures
Bait and Tackle**



2 MAR: It was absolutely beautiful. Seventy degrees, clear sky, no wind and the shad run has started. Mary, Evy the Fishing Dog, and I hit the Nottoway River in our skiff. The shad run is just beginning and we had a slow but steady catch for about an hour and a half. We landed 10 and lost a half dozen at the boat. Although a couple were caught on green/white Shad Darts, most were caught on small silver or gold spoons. With this being our first Shad trip, we kept fish which we freeze and use for catfish and crab bait. Future trips will be all release. Tried eating them once, way to boney and we found the roe had the same flavor and consistency as sawdust. Evy the fishing Dog says, "Always wear your PFD." - Mary and Henry Troutner



15 MAR: Mary, George Langdon and I hit the Nottoway for some shad fishing. After some sever weather over the weekend, the river was high and very muddy.



We only caught five shad with Mary catching three and George and I each catching one. Small spoons and shad darts caught the fish. Color didn't matter.

- Mary and Henry Troutner



Chic's Beach Rental & Fishing
everything you need to enjoy the beach.....
..... & catch your dinner!!

Daily, Weekly & Monthly Beach Rentals
All Beach & House Accessories Provided
Beach Rental/Charter Fishing Packages


www.chicsbeachrentalandfishing.com
grif4408@verizon.net
follow the fishing on facebook!

Capt. Mike Griffith
USCG Licensed
757-687-9093

22 MAR: Kevin Parker and I fished the Nottoway River for Shad. The weather was forecaster at twenty percent chance of rain. We arrived to cloudy skies and a slow pick at the Shad. About 10:30 am, a steady rain began and our slow pick continued. Then about 11:30 am, the sky cleared, the sun came out and the bite was on. We fished to 2:00 pm and lost count after thirty fish, all released. These fish are a blast to catch on light tackle; hitting hard and fighting/jumping right up to the boat.

We fish a combo rig: a metal spoon (gold or silver) at the bottom and twelve inch up a Shad dart (Red/white or green/yellow) on a three-inch dropper loop. When they're hitting color really doesn't seem to matter. I see guys using every variation and catching fish.

- Mary and Henry Troutner



15 MAR: Bert and I went fishing in Pretty Lake for Pups and Speckled Trout for four hours. Water was near high tide and the current was running hard. We fished six to seven places; each time we picked up some nice speckled trout.

We caught over twenty speckled trout and one small pup. The speckled trout were 16 1/2 to 23 inches. Most were caught on 27 MRs and 18s. All were released.

- Ned Smith





18 MAR: Mary, George Langdon, John Curry and I gave the Shamrock the first run for 2022. Just a shake down for the boat, but did a couple hours of fishing the Surry Discharge for catfish. Using fish bellies saved from last year we caught seven or eight catfish, two qualifying for NAC club citations at 30 and 32 inches.
- Mary and Henry Troutner

11 MAR: Fished with my friends Jerry Gaines and Bert Sainz in Pretty Lake in the afternoon targeting reds.

Ended up catching seven with the largest 25 inches. All caught on 4-inch padded tails in 4 feet of water. Water temperature was 56 degrees.

- Louis Glaser



30 MAR: Went for Puppy Drum, no luck. Caught five speckled trout in the Elizabeth River.

Also fished in St Juliens Creek and Bryans Cove.

- Jerry Hughes



29 MAR: *Burrrrrr (nippy)* Fished Pretty Lake with James Ike Eisenhower for couple of hours for speckled trout. We ended up with seven using 4-inch padded tails in 6 feet of water.

Temperature of water was 52 degrees. Last time out it was 62 degrees; 10 degree drop. Largest trout was 23 inches.

- Louis Glaser

Virginia Printing & Signs
Division of JAMMAC Corporation



Brian A. Getz

Tel: (757) 855-5474 • Fax: (757) 855-5748

Email: virginiaprinting@aol.com

6610 E. Virginia Beach Boulevard • Norfolk, Virginia 23502

5 MAR: We did so well the day before that we just had to try again, but this time, we had Jerry Gaines with us also. Launched same time but the high time had not peeked. This time on my second cast with a gold spoon I hooked a 31-inch red. Even with my drag set tight, he really pulled line and took several minutes to fight to the net. That was my personal best puppy, released of course.

We ended up with three puppies and one 17.5-inch speckled trout. Wind was really high that day out of the southeast. We had a lot of kayakers as company that day and saw them catch a few likewise.
- Dr. James W. Ike Eisenhower



15 MAR: Fished Pretty Lake in extremely low tide with James Ike Eisenhower and Bert Sainz going for reds and speckled trout. We ended up catching eight speckled and four Reds. Released a 26-inch speckled and had three over 20 inches. Searched for deeper water five to seven feet using 4-inch paddle tails and 1/8 Oz jig head. Added shrimp Pro Cure to the rubber. Water temperature was 51 degrees. - Louis Glaser



March: Went catfishing a handful of times in during this month. I was able to take a couple of friends fishing including Bob on a trip we scheduled a month in advance. It turned out to be a great day with plenty of catfish available. The bite has been consistent in both Virginia and North Carolina. I've seen numerous reports of people going catfishing lately and catching plenty of fish. My best bite this month has been between first light and an hour after sunrise. The rest of the day has been inconsistent, but the bite is still okay.

I've caught less catfish on my outings this month and noticed that many of the catfish have full stomachs with food. The curious thing is checking the different types of food in the catfish. Contents include clams, crabs, fish, peanuts, muscles, and a couple of fish with an unknown type of protein. My chicken recipe has still been working exceptionally well.

My only issues through the entire winter have been choosing the right hook. There have been a variety of hook choices and I've had numerous issues finding consistent hook sets except with one of my styles is 3/0 hooks. If being honest, I think it's just the luck of the bite. Shore fishing at its core is inconsistent at best, especially when you only have limited locations to go and fish. - Kelly Hoggard





March: I've been out surf fishing a couple of times during this month. Most of these days I've been catfishing in the morning in North Carolina and would go surf fishing in the afternoon.

Due to the water temperatures and weather, I've been unable to do much else except shark fishing. Winds have been strong on a daily basis, especially in Hatteras.

Lately, the small bluefish and roundhead have been hitting the beaches hard. There have been schools of puppy drum along the beaches when conditions are right. Water temps will be in the mid 60s on a south wind, and can push in the mid 50s on a north wind. Most fish will prefer water above 60 degrees, but the puppy drum are pushing north through the cold water to get to all the fresh hatched bait in the Chesapeake Bay.

Shark fishing has been extremely consistent. Every day is a sandbar shark day in Hatteras. I was able to fish with a few guys this month that target sharks frequently. They have been getting a lot of scalloped hammers, but I haven't been lucky yet this year like last year's hammerheads. I did finally get a couple of large sandbar sharks. I got two over 80" with one at 87 inches. I also got another sand tiger. My first since the New Year's Day bite I was lucky to get into. The bluefish and roundhead will continue to get bigger as the water warms; especially when the sand fleas get very active. The drum bite will really fire off as water temperatures hit the high 60s. They will push north to the Chesapeake Bay where they can hopefully find some schools of menhaden. Ideally, that is what they chase as they swim around the southern beaches.

If you're interested in surf fishing in Virginia only. I would expect a lot of skate to dominate the bite through May 1st. A few scattered puppy drum, bluefish and roundhead will be around as long as the water is around 60 degrees. The bite will really pick up in mid-May and will be good through October.

On March 26, I braved 20-30 knot winds from the WSW along the point. Most anglers would drive up, watch, and drive away. They weren't interested in the conditions. Included in the chilly wind was an hour of pouring rain. Most of us still on the beach during the rain were hooking sharks almost immediately. As the rain cleared, the wind switched and it allowed us to fish with a little more ease. A large school of peanut bunker pushed the point from the south and a ton of bluefish were mixed into the feeding frenzy. I cast a metal spoon for about a half hour, but only came tight to a few small ten-to-twelve-inch bluefish. There was one small 33-inch puppy caught, but neither I or anyone else got a drum during that time. I went 3/3 on shark bites in three hours that included two sandbars (65 and 81 inch) and a sand tiger (85 inch). As always, every shark I can touch gets a specially designed shark tag before it is released. I'm pictured with the 81 inch skinny female sandbar shark with my custom built shark rig.

- Kelly Hoggard

Angler Interests

Blueline Tilefish Recreational Fishing Regulations in the South Atlantic



For those anglers who deep drop fish for blueline tilefish, please be aware that there will be a shortened season in the South Atlantic Fishery Management Council (SAFMC) area. The SAFMC is responsible for the conservation and management of fish stocks within the federal 3-200 nautical mile limit of the Atlantic off the coasts of North Carolina, South Carolina, Georgia and east Florida to Key West.




Anglers may wonder why this is occurring and it's important to note that the SAFMC is the council with overall management responsibility of the tilefish (Golden & Blueline) Fishery Management Plan (FMP). FMPs are established to frame management actions for the sustainment of a specific fishery. In the case of blueline tilefish, while there's a single FMP, there are two councils that have management responsibility of the species in their respective areas. The Mid-Atlantic Fishery Management Council or (MAFMC) establishes regulations within the Economic Exclusion Zone (EEZ) {3nm to 200nm}, from Virginia to Maine.

Each Council establishes the catch limits within their area of responsibility based on many factors and include information such as fishing pressure, discard mortality, stock assessments, and harvest activity. All of these factors contribute to a management decision to sustain the species while providing for recreational harvest and economic opportunities.

The MAFMC meets in early April and is scheduled to discuss golden and blueline tilefish at their 5-7 April Council meeting. A review of the briefing material suggests there's no requirement to change golden or blueline tilefish regulations for 2023 in our area.

Recreational Anglers are reminded that fishing for tilefish north of the VA/NC state line requires a Private Recreational Permit. Permits are also required for Commercial Harvest and Charter/Party Recreational operators. The NOAA webpage and the Greater Atlantic Regional Field Office (GARFO) as more information and can be reached at (978) 282-8438.



SOUTHEAST REGION SOUTH ATLANTIC FISHERY BULLETIN

ISSUE DATE: March 28, 2022
FB22-016
CONTACT: Mary Vara, Sustainable Fisheries (727) 824-5305

Recreational Blueline Tilefish in South Atlantic Federal Waters Will Open on May 1, 2022, and Close on July 26, 2022

What/When:

The recreational sector for blueline tilefish in federal waters of the South Atlantic will open at **12:01 a.m., local time, on May 1, 2022**, and close at **12:01 a.m., local time, on July 26, 2022**.

Why This Closure is Happening:

- The 2022 recreational catch limit for the blueline tilefish is 116,820 pounds whole weight.
- The recreational sector for blueline tilefish in or from federal waters of the South Atlantic is typically open from May 1 through August 31, each year. However, if recreational landings for blueline tilefish reach or are projected to reach the recreational catch limit, NOAA Fisheries will close the recreational sector for the remainder of the fishing year.
- NOAA Fisheries projects the catch limit will be reached by **July 26, 2022**, and is closing the fishery to prevent the catch limit from being exceeded.

During and After the Closure:

During a closure, the recreational bag and possession limit for blueline tilefish in or from the South Atlantic federal waters is zero.

This bulletin provides only a summary of the existing regulations. Full regulations can be found in the *Federal Register* or at <https://www.ecfr.gov/current/title-50/chapter-VI/part-622/subpart-I>.

Angler Interests

USCG Changes Fire Extinguisher Classifications effective **April 20, 2022**



The USCG is moving away from their weight-based fire extinguisher classification and adopted the UL's performance rating classification system. Under the former CG classification system boaters would see fire extinguishers labeled as Marine Type USCG Type B-I or B-II as of April 20, 2022 the Underwriter Laboratory (UL) classification will be used. This includes extinguishers labeled such as 5-B or 10-B:C, etc.

Boat owners should be aware that for vessels constructed prior to August 22, 2016 (between 1953 and 2017), you may keep your extinguishers labeled B-I and B-II as long as they are still serviceable, however, if there is a date stamped on the bottle, extinguishers must not be more than 12 years old according to that date.

For vessels model year 2018 or newer, you may need to replace your fire extinguishers. In addition to meeting the requirements for the correct number of extinguishers for the size of your boat, they must be labeled as 5-B, 10-B or 20-B; **extinguishers labeled with B-I or B-II only are no longer acceptable**. Extinguishers must not be more than 12 years old according to the date of manufacture stamped on the bottle.

Vessel Safety Checks are great way to start the boating season!



The Vessel Safety Check (VSC) program is an effective, proactive preventive safety program unique to the recreational boating community. It ensures that key marine safety equipment is present, is within prescribed functional limits, and is compliant with Federal, State and local regulations.

Why get your vessel inspected? Safety! The peace of mind that your boat meets federal safety standards and that in an emergency you will have the necessary equipment to save lives and summon help.

In many cases boating insurance agencies offer discounts for vessels which undergo a Vessel Safety Check every year. All decals and safety checks are void December 31st of year they are inspected, they are also void should the operator /owner fail to maintain the vessels equipment or the vessel itself to the standard at the time of the safety check. To find an examiner and schedule your VSC visit the USCG Auxiliary link at: <http://www.cgaux.org/vsc/>



Operation Paddle Smart: "If Found" Stickers available



When the Coast guard or local emergency responders receive a report or discover a paddle craft adrift, there is no way to determine if the vessel was washed off of a beach during high tide or was separated from its owner during the course of a boating accident. In these situations, the Coast Guard has to assume the owner is in trouble and needs assistance until it can find evidence to support otherwise. As a result the Coast Guard and local harbor masters spend hundreds of thousands of tax dollars per year searching for potential people in distress when there was no one in danger to begin with.

To combat this growing problem, the Coast Guard and Coast Guard Auxiliary have launched Operation Paddle Smart. The cornerstone of Paddle Smart is providing owners of kayaks, canoes, standup paddleboards, and other unregistered watercraft a free "If Found" sticker for their boat to help reduce the number of unnecessary search and rescue cases.

The stickers are weatherproof, reflective, and provide room for the vessel owner's name and two phone numbers using a waterproof marker. The "If Found" sticker should be placed in a highly visible location inside the vessel's cockpit or near the operators station. The stickers are weatherproof, reflective, and provide room for the vessel owner's name and two phone numbers using a waterproof marker.

The Norfolk Anglers Club was provided some of these "If Found" stickers by the USCG Auxiliary Flotilla 5-9 from Smithfield, VA. If you would like to have one just send us an email with your name & address to NorfolkAnglersClub@gmail.com. We'll send it to you free!





Help Starts Here.

Priority service for members.

When it comes to on-water assistance, response time is everything. Sea Tow® Captains are on-scene in an average of one-hour or less, getting members home and back to boating faster.

Join today and SAVE \$20.

USE PROMO CODE: FCD.

FOR ANGLER CLUB MEMBERS ONLY. OFFER EXPIRES JUNE 1, 2023.

Sea Tow Hampton Roads

757-496-1999 | seatow.com

